

# SFpark:

## SFMTA Annual Parking Rates & Policies Survey

December 2011



# Parking rates and policies survey

- The purpose of the survey is to track changes over time in other cities' rates and policies
- These data were first collected in 2009, and are being updated annually
- This survey is not prescriptive: these data do not take into account the variables of each city' s unique context (e.g., density, demographics, and regional population)

## Data collected

- Meter and citation rates for personal vehicles
  - Does not review commercial vehicle regulations, rates, and fines
- Amount charged *per hour* at on-street parking meters
  - Data in the charts reflect the highest and (where applicable) lowest hourly rates in each municipality
- Expired meter citations
  - Penalties were similar across municipalities
- Days and hours of meter operation
  - 92 percent of cities meter on Saturdays
  - 41 percent of cities meter on Sundays
  - 20 percent increase in cities metering on Sundays from 2010.
  - Cities that meter on Sundays tend to meter later in the evening
- Time limit restrictions
  - Some cities have eliminated time limits and use only metering to ensure availability (i.e., open parking spaces) at certain times

## Data collected (continued)

- Hourly meter rates
  - Increased on average 7 percent across the survey population compared to 2010
- Parking meter citation amounts
  - Increased on average 5 percent across the survey population compared to 2010
- San Francisco
  - The highest hourly meter rate is 4<sup>th</sup> highest after Vancouver, Chicago, and New York City.
  - The lowest hourly meter rate is in the lowest quartile.
  - Highest citation amount (tied with New York City) - \$65

# Hourly meter rates & parking tickets by city

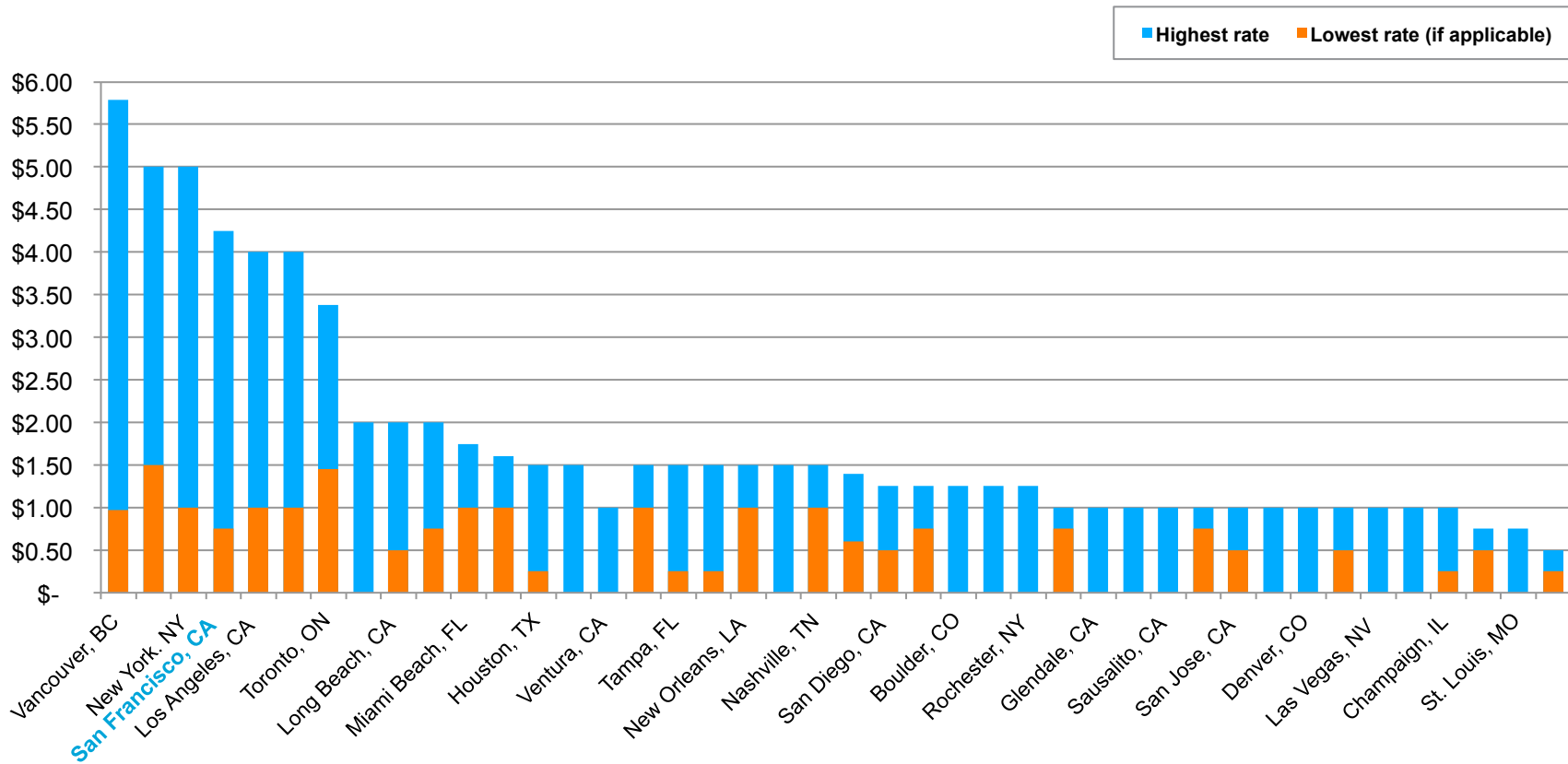
	Hourly meter rate		Penalty
	High	Low	High/Low
Vancouver, BC	\$5.79	\$0.97	\$33.79
Chicago, IL	\$5.00	\$1.50	\$50.00
New York, NY	\$5.00	\$1.00	\$65.00
<b>San Francisco, CA</b>	<b>\$4.25</b>	<b>\$0.75</b>	<b>\$65 / \$55</b>
Los Angeles, CA	\$4.00	\$1.00	\$58.00
Seattle, WA	\$4.00	\$1.00	\$44.00
Toronto, ON	\$3.38	\$1.45	\$28.96
Oakland, CA	\$2.00		\$58.00
Long Beach, CA	\$2.00	\$0.50	\$49.00
Washington, DC	\$2.00	\$0.75	\$25.00
Miami Beach, FL	\$1.75	\$1.00	\$18.00
Portland, OR	\$1.60	\$1.00	\$34.00
Houston, TX	\$1.50	\$0.25	\$30.00
Phoenix, AZ	\$1.50		\$50.00
Dallas, TX	\$1.50	\$1.00	\$35.00
Tampa, FL	\$1.50	\$0.25	\$25.00
Milwaukee, WI	\$1.50	\$0.25	\$22.00
New Orleans, LA	\$1.50	\$1.00	\$20.00
Park City, UT	\$1.50		\$20.00
Nashville, TN	\$1.50	\$1.00	\$11.00
Norfolk, VA	\$1.40	\$0.60	\$15.00

	Hourly meter rate		Penalty
	High	Low	High/Low
San Diego, CA	\$1.25	\$0.50	\$42.50
Old Pasadena, CA	\$1.25	\$0.75	\$46.00
Boulder, CO	\$1.25		\$15.00
Boston, MA	\$1.25		\$25.00
Rochester, NY	\$1.25		\$25.00
Ventura, CA	\$1.00		\$40.00
Santa Monica, CA	\$1.00	\$0.75	\$53.00
Glendale, CA	\$1.00		\$56.00
West Hollywood, CA	\$1.00		\$53.00
Sausalito, CA	\$1.00		\$43.00
Bethesda, MD	\$1.00	\$0.75	\$45.00
San Jose, CA	\$1.00	\$0.50	\$35.00
Austin, TX	\$1.00		\$20.00
Denver, CO	\$1.00		\$25.00
Charlotte, NC	\$1.00	\$0.50	\$25.00
Las Vegas, NV	\$1.00		\$20.00
Detroit, MI	\$1.00		\$20.00
Champaign, IL	\$1.00	\$0.25	\$10.00
Silver Spring, MD	\$0.75	\$0.50	\$45.00
St. Louis, MO	\$0.75		\$10.00
Redwood City, CA	\$0.50	\$0.25	\$40.00

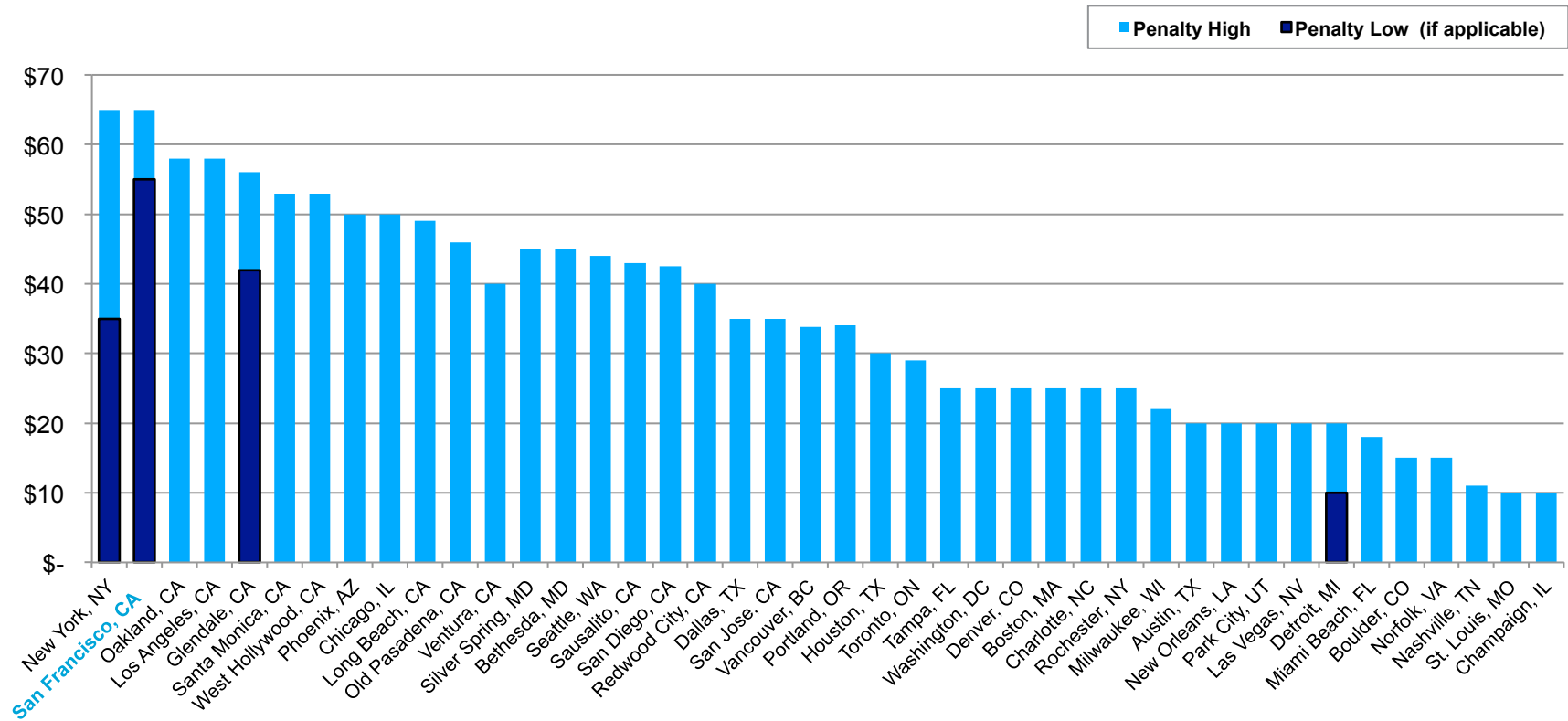
## Notes

1. Canadian rates displayed in U.S. dollars (based on December 2011 exchange rates).
2. Many high/low meter rates reflect geographical price distinctions (e.g. central city vs. edge of downtown)
3. The high rate for New York shown (\$5.00) is the peak hour rate in the Greenwich Village Park Smart parking district. The high meter rate for the area below 86th St (downtown) is \$2.50.
4. Parking citations in California are subject to caps set in the State Vehicle Code.

# Hourly meter rates by city (n=42)

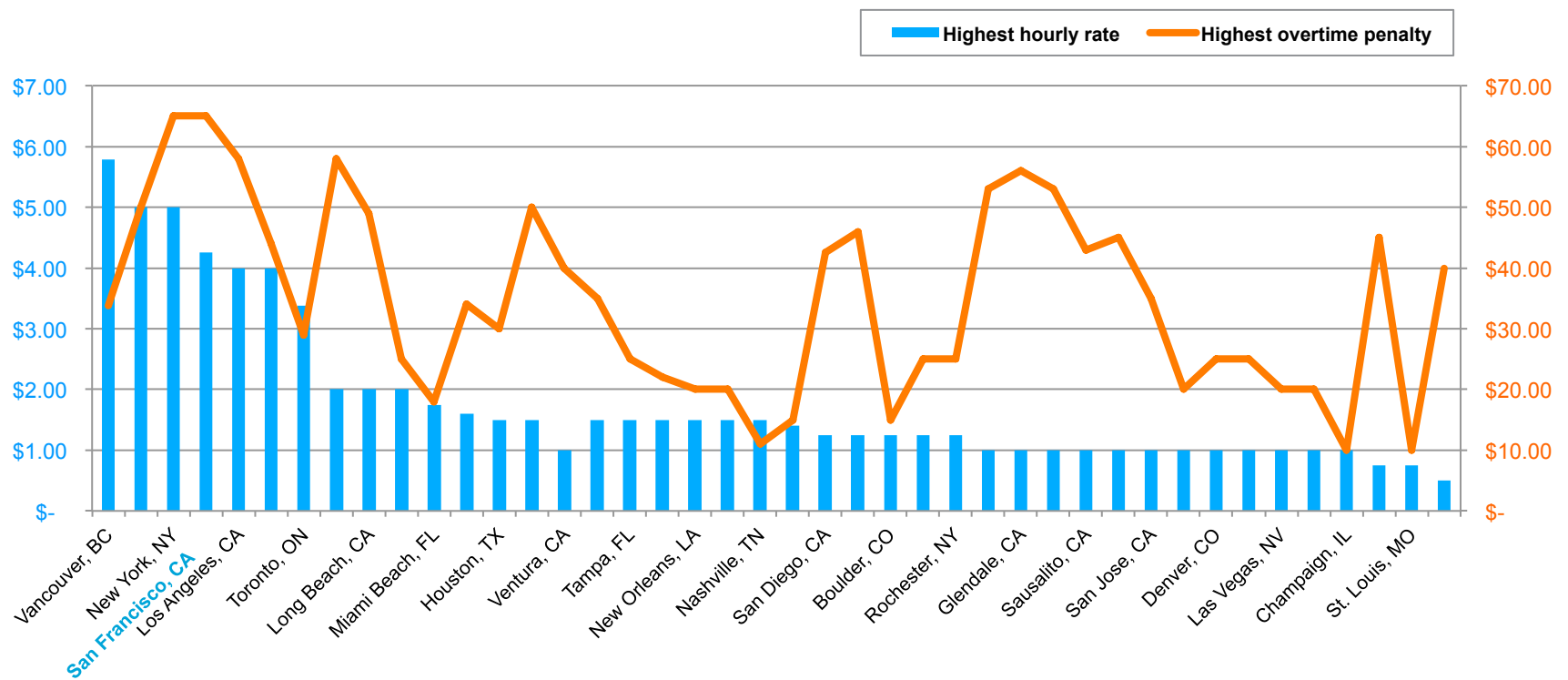


# Expired meter citation rates by city (n=42)



# Average hourly rates and overtime penalties

- There is little correlation between hourly rate and overtime penalty.



# Metering hours by city

- Cities that meter weekday evenings also tend to meter on Sundays.
- In the table below, shading denotes cities that meter on Sundays.

6 p.m.	7 p.m.	8 p.m.	9 p.m.	10 p.m.	11 p.m.	midnight	2 a.m. and later
Austin, TX °	Boulder, CO	Boston, MA	Champaign, IL	Bethesda, MD	<b>San Francisco, CA (Port)</b>	Austin, TX °°	Charlotte, NC †
Charlotte, NC	Portland, OR	Los Angeles, CA*	Chicago, IL	Detroit, MI		Dallas, TX	Chicago, IL φ
Houston, TX	St. Louis, MO	Norfolk, VA ×	Long Beach, CA	Glendale, CA		Los Angeles, CA**	Denver, CO
Nashville, TN		Old Pasadena, CA *	Ventura, CA	Washington, DC		Milwaukee, WI	Las Vegas, NV
New Orleans, LA		Park City, UT				New York City, NY φ	Miami Beach, FL
Norfolk, VA		Phoenix, AZ				Old Pasadena, CA **	Santa Monica, CA φ
Oakland, CA		Seattle, WA				Tampa, FL φ	Tampa, FL ∪
Redwood City, CA		Vancouver, BC				Toronto, ON	West Hollywood, CA
Rochester, NY							
San Diego, CA							
<b>San Francisco, CA</b>							
San Jose, CA							
Santa Monica, CA							
Sausalito, CA							
Silver Spring, MD							

Note: Las Vegas, NV and Park City, UT started Sunday metering since the last survey.

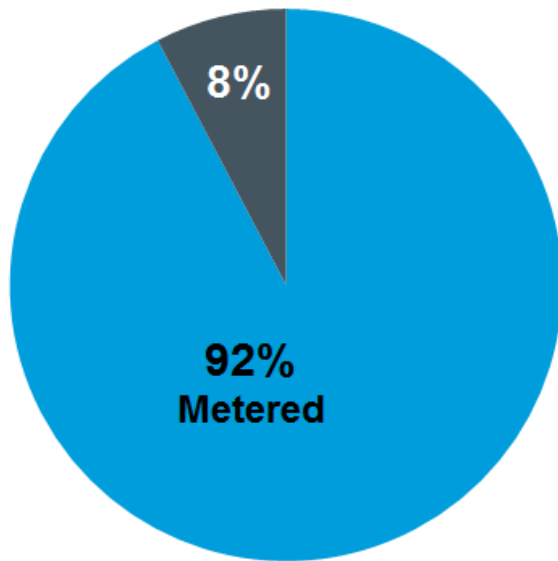
Shading denotes cities that meter on Sundays

*Sunday-Thursdays	**Friday-Saturday	° Monday-Wednesday	°°Thursday-Saturday
φ Downtown	× Old Dominion University	† South Blvd	∪ Ybor City

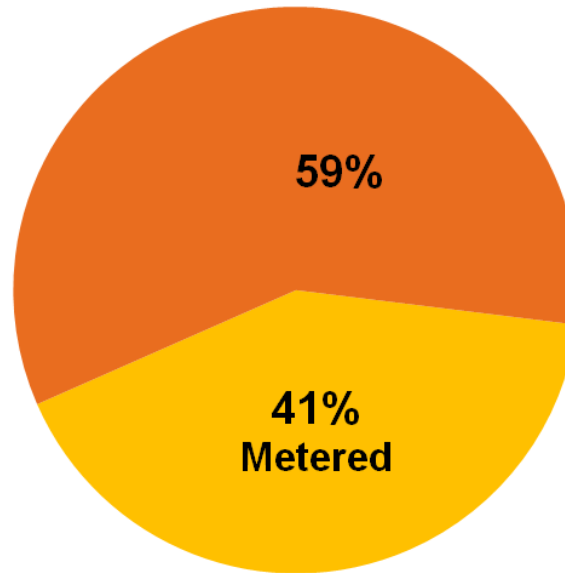
## Weekend metering hours

- Of those cities surveyed, 39 out of 42 operate meters on Saturdays, and 18 out of 42 operate on Sundays.

### Saturdays



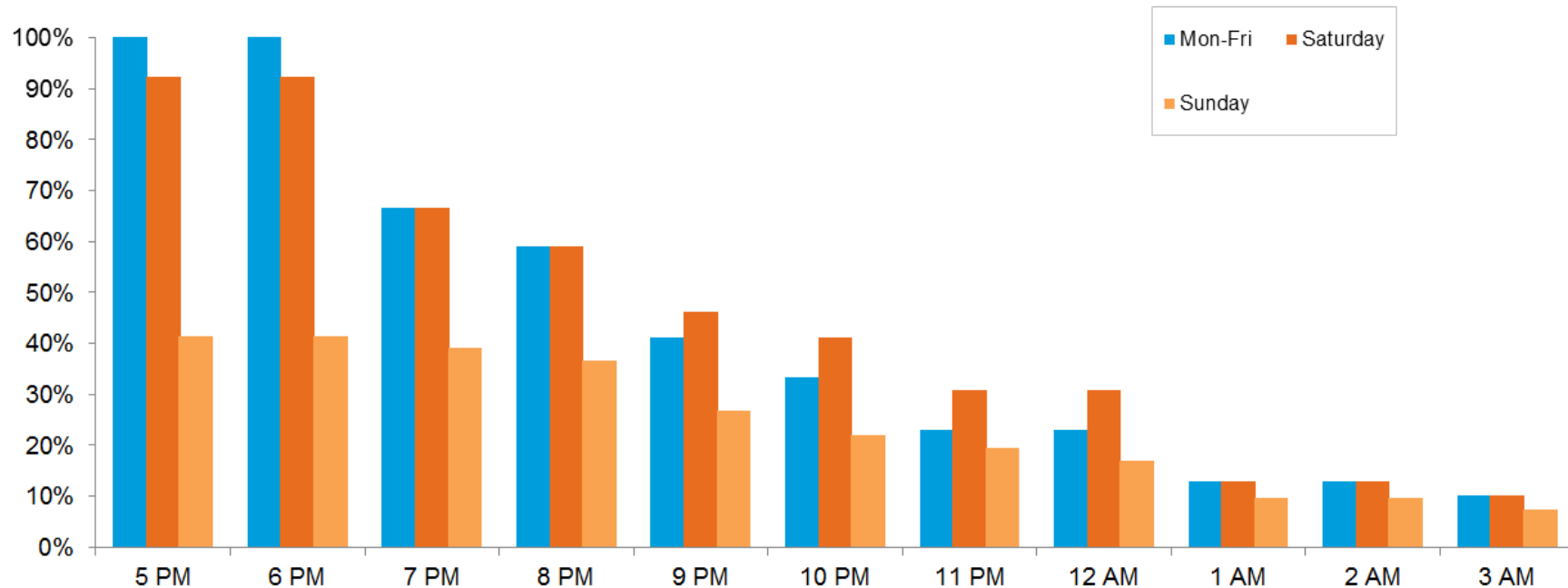
### Sundays



North American cities that meter on Sundays	
Charlotte, NC	Park City, UT
Chicago, IL	Portland, OR
Dallas, TX	San Francisco, CA (Port)
Glendale, CA	Santa Monica, CA
Las Vegas, NV	Sausalito, CA
Long Beach, CA	Tampa, FL
Los Angeles, CA	Toronto, ON
Miami Beach, FL	Vancouver, BC
Old Pasadena, CA	Ventura, CA

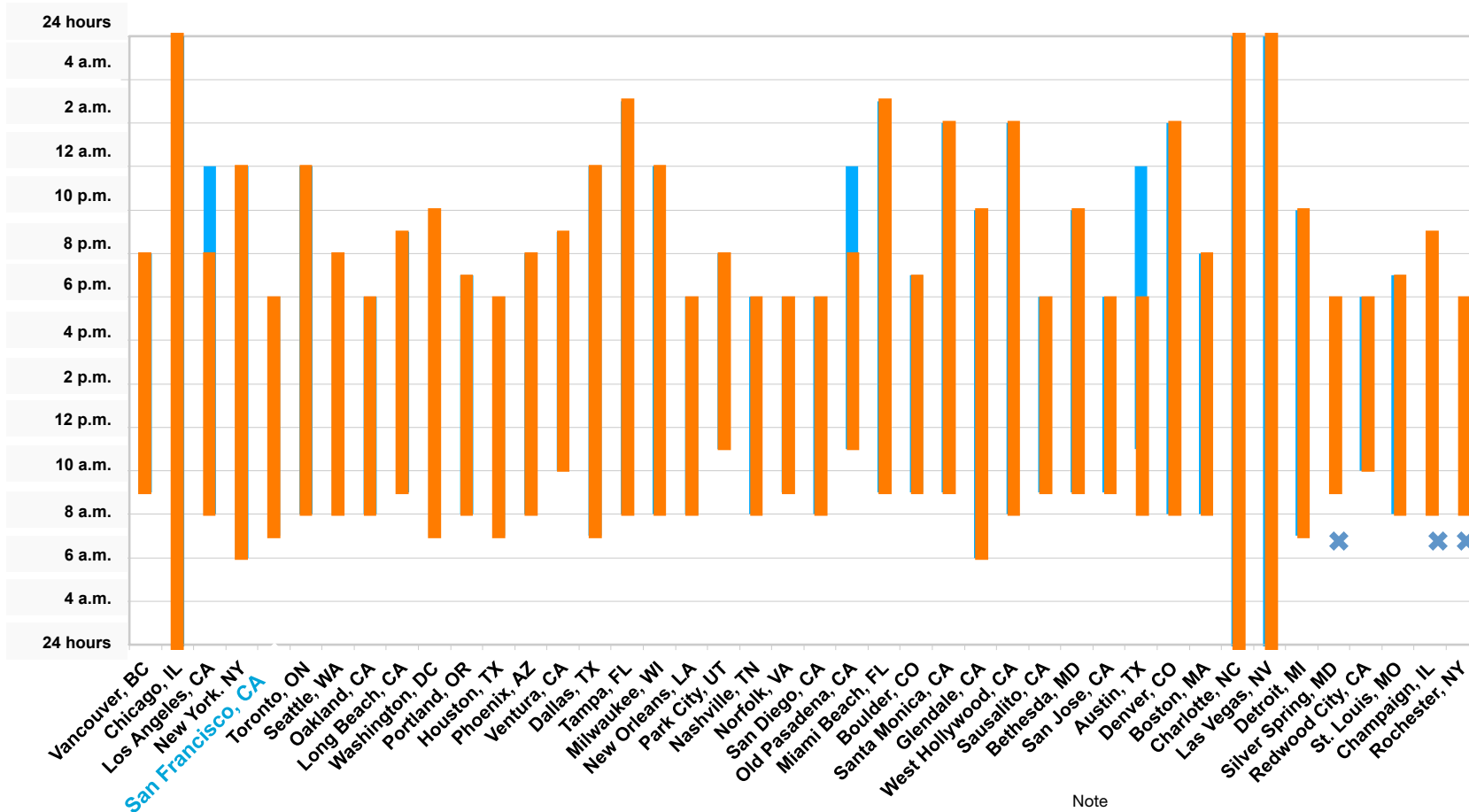
## Metering hours in surveyed cities

- This graph shows the percentage of cities that operate meters at least until the time indicated. Late metering hours (past 10 p.m.) are more common on Saturdays than on weekdays.



# Weekday and Saturday metering hours by city

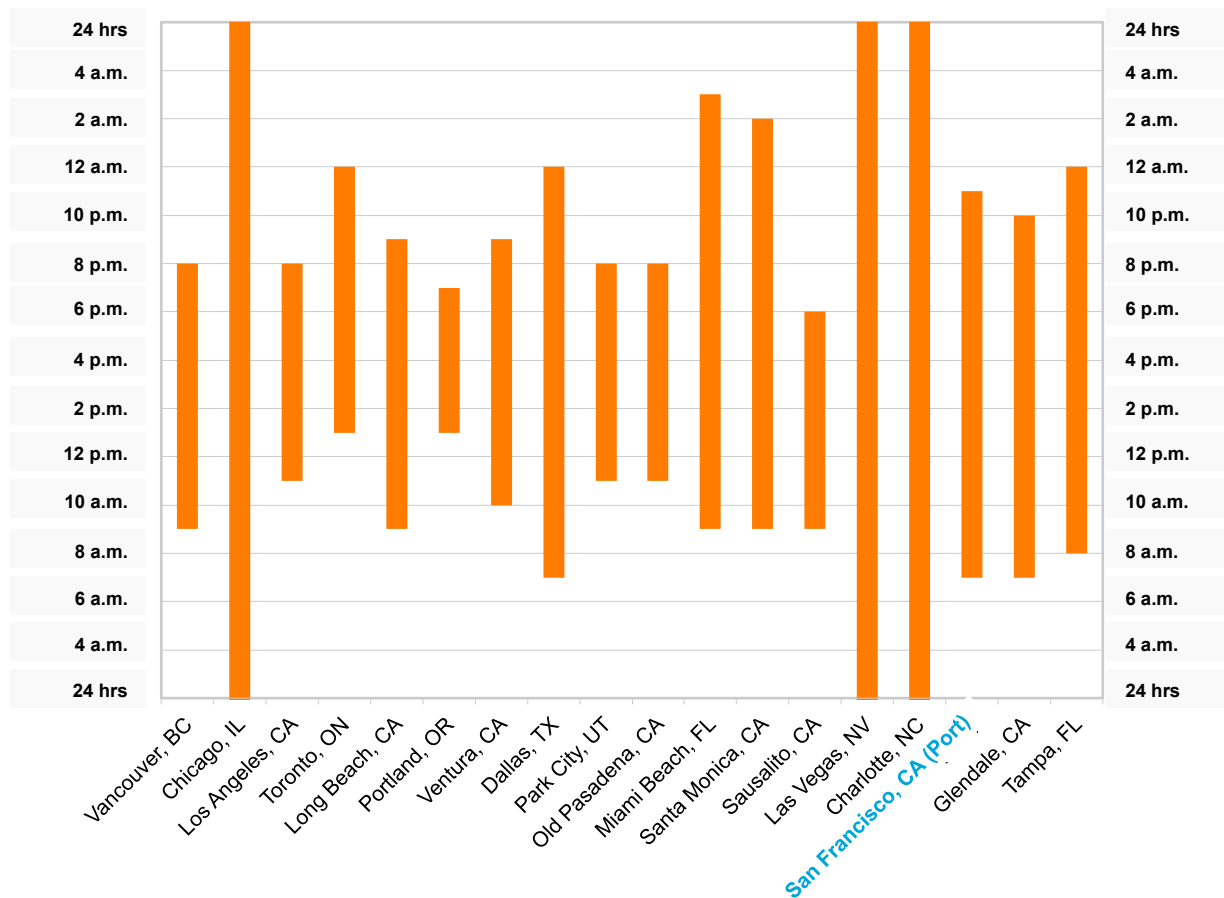
Weekday / Saturday No Saturday metering = ✕



Note  
 Charlotte employs 24-hour enforcement only along South Blvd.  
 Chicago employs 24-hour enforcement only within the Loop.  
 Champaign enforces Saturday meters only in the University District.

# Sunday metering hours by city (n=18)

- Metering on Sundays tends to start later in the day than on weekdays and Saturdays, and tends to end at the same time as other days of the week.



**Note: Charlotte employs 24-hour, all day enforcement only along South Blvd.**

**Chicago employs 24-hour enforcement only within the Loop.**

**San Francisco employs Sunday enforcement within Port jurisdiction.**

**Tampa employs Sunday within the Ybor City area**

**Glendale employs Sunday enforcement along Brand Blvd.**

# Parking time limits & meter payment technology

## Cities that have eliminated time limits at meters

City	Time Limit	Payment Technology
Boulder, CO	unlimited on Saturdays	Card, coin
Champaign, IL	unlimited after 5pm	Coin, cash key
Redwood City, CA	unlimited during all metered hours	Card, coin, cell phone
Washington, DC	unlimited after 6:30pm in “premium demand zones”	Card, coin, cell phone

## Cities that have extended parking time limits (beyond 3 hours) at meters

City	Time Limit(s)	Payment Technology
Austin, TX	5 hours	Card, coin
Bethesda, MD	9, 12, and 15 hours	Coin, cell phone
Glendale, CA	4 hours (Brand Blvd only)	Card, coin
Houston, TX	6 and 10 hours	Card, coin, cash
Milwaukee, WI	5 and 10 hours	Card, coin
New York, NY (Smart Park)	12 hours	Card, coin
San Francisco, CA (Port)	12 hours	Card, coin
Rochester, NY	10 hours	Coin
San Jose, CA	4 hours	Coin

## Questions or feedback

- We have made every effort to ensure that this information is accurate as of December 2011
- Please email any errors or updates to [Sfpark@sfmta.com](mailto:Sfpark@sfmta.com)

Thank You  
For more information visit [SFpark.org](http://SFpark.org)

